



NextGen Healthcare + Waystar

Coverage Detection for FQHCs

Find patients' unknown insurance coverage and the information you need to collect on it

Whether they just came in the door or their overdue balances have been sitting in your A/R for months, a surprising percentage of your patients with outstanding charges likely have full or partial insurance coverage your organization doesn't know about. Driven by powerful proprietary financial intelligence based on a decade and a half of medical practice data, Waystar Coverage Detection makes finding more of that coverage fast, easy, and cost-effective, all while delivering up to a 58% hit rate, 2.8x more coverage than the competition.

Let Coverage Detection track your payments

The key benefit of Waystar's Coverage detection is finding hidden billable coverage for patients who are presumed self-pay. Patients aren't always aware of their own coverage, and in other cases, you may not realize that a Medicaid application filed at the time of service was confirmed because the notification was sent to the patient and not to you.

Waystar Coverage Detection delivers actionable results that clearly articulate active and inactive coverage regardless of a patient's point of entry into the system, even if the patient lacks an insurance card or other information.

REAL RESULTS FOR REAL FQHCs

Health Center A


\$104,589.70



3,030 Patient Accounts Assigned
1,100 Times Insurance Was Found

Health Center B

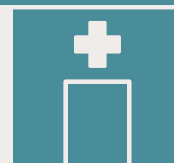
\$221,170.50



5,232 Patient Accounts Assigned
2,281 Times Insurance Was Found

ER Physician Group

\$20,954.60




827 Patient Accounts Assigned
249 Times Insurance Was Found

The smartest way to detect unknown insurance coverage

Reduce collection costs by automating the search for active coverage, minimizing labor-intensive patient follow-up, and maximizing the percentage of revenue billed to payers, which typically costs 50% less than collecting from patients.

- Maximizes ACA-related revenue capture from newly insured patients
- 30-40% Average Coverage Detection Hit Rate
- \$6 Billion+ transactions processed annually
- Confirms 2.8x more coverage than the competition
- Routinely finds 5 to 15% billable insurance
- Reduces bad debt and inappropriate charity write-offs
- Slashes A/R days and increases cash flow
- Maximizes workflow efficiency with batch or single patient coverage detection search submissions



Client Statistics:

\$414K

of additional revenue found
in 16 months from patients
presenting as self-pay¹

1.6

fewer days in A/R²

\$69M

additional claims
value in 2024³

Power Your Impact.

Contact us at **855-510-6398** or email **results@nextgen.com**

¹ Aultman Case Study, 2019. ² Aultman. ³ Blind case study for a large for profit health system.

FM_092525_Waystar_FQHC_CoverageDetection

Copyright © 2025 NXGN Management, LLC. All Rights Reserved.
NextGen is a registered trademark of NXGN Management, LLC.
All other names and marks are the property of their respective owners.

nextgen.com

